

Vietnam

ADD (no change)

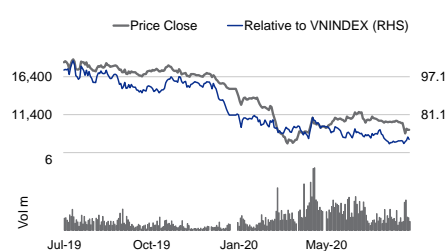
Consensus ratings*: Buy 4 Hold 2 Sell 0

Current price:	VND9,400
Target price:	VND14,400
Previous target:	VND14,400
Up/downside:	53.2%
CGS-CIMB / Consensus:	12.3%
Reuters:	PVT.HM
Bloomberg:	PVT VN
Market cap:	US\$114.2m
	VND2,645,538m
Average daily turnover:	US\$0.65m
	VND14,927m
Current shares o/s:	281.4m
Free float:	27.6%

*Source: Bloomberg

Key changes in this note

➤ No changes.



Source: Bloomberg

Price performance	1M	3M	12M
Absolute (%)	-11.3	-4.4	-45.4
Relative (%)	-8.4	-8.6	-26.6

Major shareholders	% held
PetroVietnam Group	51.0
Yurie Vietnam Securities	6.2
PVcom Bank	5.1

Analyst(s)

Mai PHAM

T (84) 94 328 0850

E mai.phamle@vndirect.com.vn

PetroVietnam Transportation Corp

Low valuation creates entry point

- Although 2QFY20 net revenue fell 17.6% yoy, net profit slipped by just 2.3% yoy thanks to a three-fold increase in net financial income.
- 1HFY20 net profit declined 23.8% yoy, in-line at 58.4% of our full-year forecast. Reiterate Add and TP of VND14,400.

2QFY20 bottomline bolstered by financial income

2Q20 net revenue fell 16.5% yoy on the back of (1) lower charter rates in the transportation segment as PVT shared the Covid-19 burden with customers, (2) lower day rate at Dai Hung FSO since 2Q20, which led the FPSO/FSO segment's revenue to decline 27.9% yoy, and (3) contracted trading activities (revenue -58% yoy). However, 2Q20 net profit only slid by 2.3% yoy, thanks to a 290% increase in net financial income. This is on account of (1) no significant capex in 2Q20 vs. VND582bn in 2Q19, and (2) the step-up in debt repayment (interest-bearing debt balance as at end-Jun fell 8.6% from end-Mar and 12.0% from end-2019), which altogether led to higher interest income (+50.1% yoy to VND58bn) and lower interest expenses (-24.3% yoy to VND26bn).

1HFY20 net profit in line at 58.4% of our full-year forecast

The 1H20 results give a more comprehensive view of the effects of Covid-19 than the 2Q20 numbers, with net revenue falling 16.5% yoy and net profit decreasing 23.8% yoy. 1H20 net profit made up 58.4% of our full-year forecast, which we deem in-line as we expect 3Q20F crude oil transportation volume to be lower than the average 3Q, due to the scheduled maintenance of PVT's key customer's Dung Quat refinery from 12 Aug to 01 Oct. We expect the revenue from sending idle vessels (caused by the maintenance) to work in international waters would not be enough to compensate for the revenue loss in the context of curtailed charter rates due to Covid-19.

On track power plant offers work opportunity

There has been recent news on boiler ignition activities at the Song Hau 1 coal-based power plant, which is on track for commercial operations in 2021F. This would not have any effect on FY20F results but we expect PVT to benefit from the operations of this plant from FY21F through transporting an annual 600k tonnes of imported coal for the plant (equivalent to 20% of total coal demand of the plant) from FY21F.

Reiterate Add and TP of VND14,400

We maintain our Add rating with unchanged TP of VND14,400. Our TP is based on an equal weighting of DCF and target FY20-22F P/E of 7.7x. Re-rating catalysts are higher transportation demand from Nghi Son refinery and the new wave of Covid-19 in Vietnam coming under control rapidly. Downside risks include oil price declines and further delays in the commission of new coal-based power plants.

Financial Summary	Dec-18A	Dec-19A	Dec-20F	Dec-21F	Dec-22F
Revenue (VNDb)	7,523	7,758	6,189	7,107	7,803
Operating EBITDA (VNDb)	1,402	1,678	1,511	1,684	1,789
Net Profit (VNDb)	652.1	689.6	458.5	501.9	538.9
Core EPS (VND)	2,317	2,450	1,629	1,783	1,915
Core EPS Growth	44.9%	5.8%	(33.5%)	9.4%	7.4%
FD Core P/E (x)	4.06	3.84	5.77	5.27	4.91
DPS (VND)	1,103	1,200	400	400	1,000
Dividend Yield	11.7%	12.8%	4.3%	4.3%	10.6%
EV/EBITDA (x)	2.65	2.68	3.18	3.28	3.13
P/FCFE (x)	NA	14.60	11.25	NA	NA
Net Gearing	2.7%	13.1%	19.7%	34.4%	39.1%
P/BV (x)	0.66	0.60	0.58	0.58	0.59
ROE	16.9%	16.4%	10.2%	11.0%	12.0%
CGS-CIMB/Consensus EPS (x)			1.09	1.00	0.98

SOURCES: VND RESEARCH, COMPANY REPORTS

Low valuation creates entry point

1H20 results affected by Covid-19 outbreak

Figure 1: 2Q20 and 1H20 results overview

FYE Dec (VNDbn)	2Q19	2Q20	% yoy	1H19	1H20	% yoy	vs. FY20 forecast	Comment
Net revenue	2,220	1,829	-17.6%	4,083	3,407	-16.5%	55.1%	Net revenue declined mainly due to lower revenue from trading segment as the company deliberately narrowed this business to mitigate risks from covid-19. In addition, PVT had to reduce its service rates across all segments to share the burden from covid-19 with customers, leading to a drop in revenue from FPSO/FSO segment. However, curtailed day rates in transportation segment was offset by higher volumes, as the company put into operation five new vessels since Jun 2019.
Transportation	1,259	1,334	5.9%	2,399	2,490	3.8%		
FSO/FPSO	305	220	-27.9%	540	491	-9.2%		
Trading & services	656	276	-58.0%	1,144	427	-62.7%		
Gross profit	302	251	-16.8%	577	477	-17.3%	51.2%	
Transportation	204	170	-16.7%	392	305	-22.1%		
FSO/FPSO	97	62	-36.6%	174	134	-23.0%		
Trading & services	1	20	2729.8%	11	38	243.8%		
Gross profit margin	13.6%	13.7%	+0.1% pts	14.1%	14.0%	-0.1% pts		Gross margin was hit by lower charter/services rates and higher operating expenses, especially for vessels running in international waters.
Transportation	16.2%	12.7%	-3.5% pts	16.3%	12.2%	-4.1% pts		
FSO/FPSO	31.9%	28.0%	-3.9% pts	32.2%	27.3%	-4.9% pts		
Trading & services	0.1%	7.2%	+7.1% pts	1.0%	9.0%	+8.0% pts		
Selling expenses	3	2	-14.0%	6	4	-23.4%	47.5%	
G&A expenses	45	64	42.0%	94	111	17.9%	49.7%	
Operating profit	254	185	-27.2%	477	362	-24.1%	51.8%	
Financial income	63	108	72.6%	106	130	22.9%	86.8%	
Financial expenses	44	37	-16.5%	95	115	21.9%	56.5%	
Pre-tax profit	289	280	-3.2%	512	400	-21.8%	58.4%	
Net profit	205	201	-2.3%	352	268	-23.8%	58.4%	

SOURCES: VND RESEARCH, COMPANY REPORTS

Reiterate Add and TP of VND14,400

Figure 2: DCF model – summary of free cash flow

VNDbn	Dec-18A	Dec-19A	Dec-20F	Dec-21F	Dec-22F	Dec-25F	Dec-30F	Dec-35F	CAGR 20-35F
Total revenue	7,523	7,758	6,189	7,107	7,803	8,705	9,784	10,486	3.6%
% growth yoy	22.4%	3.1%	-20.2%	10.0%	8.0%	4.9%	2.9%	1.7%	
COGS & OPEX	(6,721)	(6,830)	(5,490)	(6,317)	(6,954)	(7,772)	(8,736)	(9,363)	
Unlevered profit / EBIT	802	928	699	790	849	933	1,048	1,123	3.2%
Operating margin	10.7%	12.0%	11.3%	11.3%	11.3%	11.3%	11.3%	11.3%	
Effective tax rate	-20.0%	-19.2%	-20.0%	-20.0%	-20.0%	-20.0%	-20.0%	-20.0%	
EBIT * (1-Tax) or NOPAT	642	749	559	632	679	746	839	899	3.2%
+ D&A	600	750	812	893	940	1,057	1,188	1,274	
% of revenue	8.0%	9.7%	13.1%	13.1%	13.1%	13.1%	13.1%	13.1%	
- CapEx	(1,399)	(1,924)	(1,238)	(1,635)	(936)	(662)	(744)	(797)	
% of revenue	-18.6%	-24.8%	-20.0%	-23.0%	-12.0%	-7.6%	-7.6%	-7.6%	
+ Δ WC	30	525	104	(42)	(32)	(29)	(33)	(35)	
% of revenue	0.4%	6.8%	1.7%	0.4%	0.4%	0.4%	0.8%	1.1%	
Financial and other income / expense, net	173	88	(13)	(40)	(43)	(54)	(61)	(66)	
% of revenue	2.3%	1.1%	-0.2%	-0.5%	-0.5%	1.1%	-0.1%	-0.3%	
UFCF	45	188	224	(191)	607	1,058	1,189	1,274	
% growth yoy	-91.8%	314.7%	18.9%	-185.4%	-417.4%	3.6%	1.9%	1.1%	

SOURCES: VND RESEARCH

Figure 3: Cost of equity

Cost of equity	
Risk Free Rate	4.0%
Beta	1.1
Risk Premium	11.0%
Cost of Equity	16.0%

SOURCES: VND RESEARCH

Figure 4: WACC and terminal growth rate

VNDbn	
Equity Value	4,787
Debt	3,433
Cost of Debt	7.0%
Tax Rate	20.0%
WACC	11.7%
Perpetual Growth Rate	1.1%

SOURCES: VND RESEARCH

Figure 5: Blended target price

Method	Implied share price (VND)	Weight (%)	Weighted share price (VND)
DCF	14,435	50%	7,218
FY20-22F target P/E of 7.7x	13,673	50%	6,837
Fair value			14,054
Target price			14,400

SOURCES: VND RESEARCH

PVT's stock price corrected in the past week in line with market movements, as Vietnam reported new cases of Covid-19 after a 99-day period of no community transmission, starting from 25 Jul. We believe the price correction was not due to any changes in company fundamentals. We think PVT's current price already reflects the expected profit decline due to Dung Quat refinery's maintenance/upgrade in FY20-21F. We reiterate Add as the company's long-term prospects remain solid on higher transportation demand for refined products, LPG, coal, and potentially LNG in the FY21-25F period.

Figure 6: PVT's 5-year historical P/E



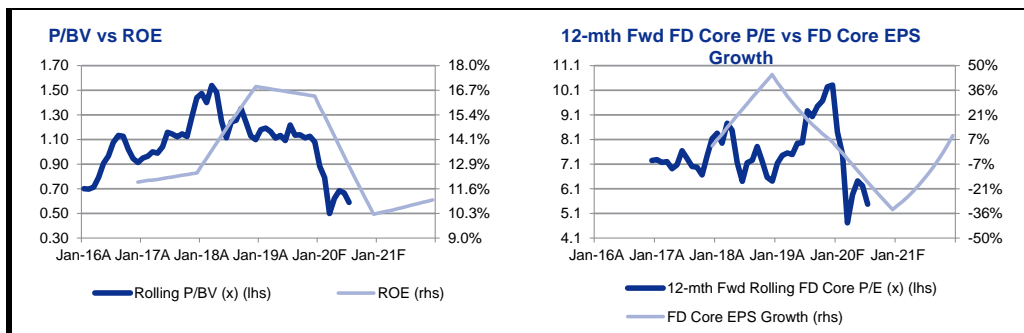
SOURCES: BLOOMBERG, VND RESEARCH

Figure 7: Peer comparison

Company	Bloomberg Ticker	Recom.	Share Price (local cur.)	Target Price (local cur.)	Market Cap (US\$ m)	P/E (x)			P/BV (x)			ROE (%)			ROA (%)		
						TTM	FY20F	FY21F	TTM	FY20F	FY21F	TTM	FY20F	FY21F	TTM	FY20F	FY21F
PVTTrans	PVT VN	ADD	9,400	14,400	114	4.7	5.8	5.3	0.6	0.6	0.6	13.8%	10.2%	11.0%	5.5%	5.4%	6.0%
Vietnam Petroleum Trans	VIP VN	NOT RATED	5,770	NA	16	2.9	NA	NA	0.3	NA	NA	12.2%	NA	NA	9.1%	NA	NA
Vietnam Tanker JSC	VTO VN	NOT RATED	6,300	NA	21	7.0	NA	NA	0.5	NA	NA	6.5%	NA	NA	3.8%	NA	NA
Eusu Holdings Co Ltd	000700 KS	NOT RATED	5,740	NA	125	NA	NA	NA	0.6	NA	NA	0.0%	NA	NA	1.1%	NA	NA
Shipping Corp of India Ltd	SCI IN	NOT RATED	55	NA	341	7.6	5.2	6.2	0.3	NA	NA	4.6%	6.3%	5.1%	2.4%	NA	NA
Great Eastern Shipping Co L	GESCO IN	NOT RATED	214	NA	421	NA	5.1	4.8	0.5	NA	NA	3.0%	8.7%	8.8%	1.5%	NA	NA
Average (excl. PVT)					185	5.8	5.2	5.5	0.4			5.3%	7.5%	7.0%	3.6%		

SOURCES: BLOOMBERG, VND RESEARCH (DATA AS AT 30 JUL)

BY THE NUMBERS



Profit & Loss

(VNDb)	Dec-18A	Dec-19A	Dec-20F	Dec-21F	Dec-22F
Total Net Revenues	7,523	7,758	6,189	7,107	7,803
Gross Profit	1,083	1,191	931	1,057	1,142
Operating EBITDA	1,402	1,678	1,511	1,684	1,789
Depreciation And Amortisation	(600)	(750)	(812)	(893)	(940)
Operating EBIT	802	928	699	790	849
Financial Income/(Expense)	49	28	(54)	(86)	(95)
Pretax Income/(Loss) from Assoc.	26	34	22	25	27
Non-Operating Income/(Expense)	97	26	19	22	24
Profit Before Tax (pre-EI)	975	1,016	686	750	806
Exceptional Items					
Pre-tax Profit	975	1,016	686	750	806
Taxation	(195)	(195)	(137)	(150)	(161)
Exceptional Income - post-tax					
Profit After Tax	780	821	549	600	645
Minority Interests	(128)	(131)	(90)	(98)	(106)
Preferred Dividends					
FX Gain/(Loss) - post tax					
Other Adjustments - post-tax					
Net Profit	652	690	459	502	539
Recurring Net Profit	652	690	459	502	539
Fully Diluted Recurring Net Profit	652	690	459	502	539

Cash Flow

(VNDb)	Dec-18A	Dec-19A	Dec-20F	Dec-21F	Dec-22F
EBITDA	1,402	1,678	1,511	1,684	1,789
Cash Flow from Inv. & Assoc.	(271)	(220)	(220)	(220)	(220)
Change In Working Capital	30	525	104	(42)	(32)
(Incr)/Decr in Total Provisions	88	66	0	0	0
Other Non-Cash (Income)/Expense	(427)	(665)	(825)	(933)	(983)
Other Operating Cashflow	440	331	994	513	552
Net Interest (Paid)/Received	(99)	(144)	(204)	(240)	(230)
Tax Paid	(232)	(243)	(137)	(150)	(161)
Cashflow From Operations	931	1,328	1,223	611	714
Capex	(1,399)	(1,924)	(1,238)	(1,635)	(936)
Disposals Of FAs/subsidiaries	128	20	20	20	20
Acq. Of Subsidiaries/investments					
Other Investing Cashflow	(392)	308	217	217	217
Cash Flow From Investing	(1,663)	(1,596)	(1,000)	(1,397)	(699)
Debt Raised/(repaid)	311	449	12	609	(171)
Proceeds From Issue Of Shares	49	86	86	86	86
Shares Repurchased	(0)	(0)	(0)	(0)	(0)
Dividends Paid	(310)	(338)	(113)	(113)	(281)
Preferred Dividends					
Other Financing Cashflow					
Cash Flow From Financing	49	198	(14)	583	(367)
Total Cash Generated	(683)	(70)	209	(203)	(351)
Free Cashflow To Equity	(422)	181	235	(176)	(156)
Free Cashflow To Firm	(634)	(124)	427	(546)	245

SOURCES: VND RESEARCH, COMPANY REPORTS

BY THE NUMBERS... cont'd

Balance Sheet

(VNDb)	Dec-18A	Dec-19A	Dec-20F	Dec-21F	Dec-22F
Total Cash And Equivalents	2,851	2,687	2,304	2,101	1,750
Total Debtors	1,088	865	783	900	988
Inventories	151	127	101	116	128
Total Other Current Assets	159	162	129	149	163
Total Current Assets	4,249	3,841	3,317	3,265	3,028
Fixed Assets	5,627	6,781	7,207	7,949	7,945
Total Investments	200	213	213	213	213
Intangible Assets	0	0	0	0	0
Total Other Non-Current Assets	126	163	163	163	163
Total Non-current Assets	5,953	7,157	7,583	8,324	8,320
Short-term Debt	663	1,015	765	900	862
Current Portion of Long-Term Debt					
Total Creditors	793	652	614	705	774
Other Current Liabilities	948	856	683	784	861
Total Current Liabilities	2,405	2,523	2,062	2,390	2,498
Total Long-term Debt	2,325	2,419	2,681	3,155	3,022
Hybrid Debt - Debt Component					
Total Other Non-Current Liabilities	333	365	365	365	365
Total Non-current Liabilities	2,658	2,784	3,045	3,520	3,386
Total Provisions	0	0	0	0	0
Total Liabilities	5,063	5,306	5,107	5,909	5,884
Shareholders' Equity	4,023	4,381	4,573	4,558	4,449
Minority Interests	1,117	1,310	1,220	1,121	1,016
Total Equity	5,140	5,691	5,793	5,680	5,465

Key Ratios

	Dec-18A	Dec-19A	Dec-20F	Dec-21F	Dec-22F
Revenue Growth	22.4%	3.1%	(20.2%)	14.8%	9.8%
Operating EBITDA Growth	18.7%	19.7%	(9.9%)	11.4%	6.3%
Operating EBITDA Margin	18.6%	21.6%	24.4%	23.7%	22.9%
Net Cash Per Share (VND)	(489)	(2,653)	(4,057)	(6,944)	(7,582)
BVPS (VND)	14,293	15,567	16,248	16,197	15,808
Gross Interest Cover	6.60	5.48	4.29	4.12	4.62
Effective Tax Rate	20.0%	19.2%	20.0%	20.0%	20.0%
Net Dividend Payout Ratio	47.6%	49.0%	24.6%	22.4%	52.2%
Accounts Receivables Days	46.19	45.93	48.73	43.21	44.13
Inventory Days	6.99	7.73	7.92	6.53	6.67
Accounts Payables Days	41.31	38.30	41.86	38.85	39.58
ROIC (%)	14.0%	13.7%	8.5%	8.9%	8.7%
ROCE (%)	13.0%	13.3%	9.2%	9.9%	10.3%
Return On Average Assets	7.63%	7.53%	5.41%	5.95%	6.28%

Key Drivers

	Dec-18A	Dec-19A	Dec-20F	Dec-21F	Dec-22F
Petroleum TCE rate (yoy chg %)	N/A	N/A	N/A	N/A	N/A
Chemical TCE rate (yoy chg %)	N/A	N/A	N/A	N/A	N/A
Fleet Size (no. Of Vessels)	25.0	32.0	34.0	36.0	38.0
No. Of LNG Tankers	N/A	N/A	N/A	N/A	N/A
No. Of Petroleum Tankers	9	12	13	14	15
No. Of Chemical Tankers	N/A	N/A	N/A	N/A	N/A

SOURCES: VND RESEARCH, COMPANY REPORTS

DISCLAIMER

The content of this report (including the views and opinions expressed therein, and the information comprised therein) has been prepared by and belongs to VNDIRECT Securities Corporation, and is distributed by CGS-CIMB pursuant to an arrangement between VNDIRECT Securities Corporation and CGS-CIMB. VNDIRECT Securities Corporation is not an affiliate of CGS-CIMB.

This report is not directed to, or intended for distribution to or use by, any person or entity who is a citizen or resident of or located in any locality, state, country or other jurisdiction where such distribution, publication, availability or use would be contrary to law or regulation.

By accepting this report, the recipient hereof represents and warrants that he is entitled to receive such report in accordance with the restrictions set forth below and agrees to be bound by the limitations contained herein (including the "Restrictions on Distributions" set out below). Any failure to comply with these limitations may constitute a violation of law. This publication is being supplied to you strictly on the basis that it will remain confidential. No part of this report may be (i) copied, photocopied, duplicated, stored or reproduced in any form by any means or (ii) redistributed or passed on, directly or indirectly, to any other person in whole or in part, for any purpose without the prior written consent of CGS-CIMB.

The information contained in this research report is prepared from data believed to be correct and reliable at the time of issue of this report.

VNDIRECT Securities Corporation may or may not issue regular reports on the subject matter of this report at any frequency and may cease to do so or change the periodicity of reports at any time. Neither VNDIRECT Securities Corporation nor CGS-CIMB is under any obligation to update this report in the event of a material change to the information contained in this report. Neither VNDIRECT Securities Corporation nor CGS-CIMB has any and will accept any, obligation to (i) check or ensure that the contents of this report remain current, reliable or relevant, (ii) ensure that the content of this report constitutes all the information a prospective investor may require, (iii) ensure the adequacy, accuracy, completeness, reliability or fairness of any views, opinions and information, and accordingly, VNDIRECT Securities Corporation, CGS-CIMB and their respective affiliates and related persons including China Galaxy International Financial Holdings Limited ("CGIFHL") and CIMB Group Sdn. Bhd. ("CIMBG") and their respective related corporations (and their respective directors, associates, connected persons and/or employees) shall not be liable in any manner whatsoever for any consequences (including but not limited to any direct, indirect or consequential losses, loss of profits and damages) of any reliance thereon or usage thereof. In particular, VNDIRECT Securities Corporation and CGS-CIMB disclaim all responsibility and liability for the views and opinions set out in this report.

Unless otherwise specified, this report is based upon reasonable sources. Such sources will, unless otherwise specified, for market data, be market data and prices available from the main stock exchange or market where the relevant security is listed, or, where appropriate, any other market. Information on the accounts and business of company(ies) will generally be based on published statements of the company(ies), information disseminated by regulatory information services, other publicly available information and information resulting from our research. Whilst every effort is made to ensure that statements of facts made in this report are accurate, all estimates, projections, forecasts, expressions of opinion and other subjective judgments contained in this report are based on assumptions considered to be reasonable as of the date of the document in which they are contained and must not be construed as a representation that the matters referred to therein will occur. Past performance is not a reliable indicator of future performance. The value of investments may go down as well as up and those investing may, depending on the investments in question, lose more than the initial investment. No report shall constitute an offer or an invitation by or on behalf of CGS-CIMB or VNDIRECT Securities Corporation, or their respective affiliates (including CGIFHL, CIMBG and their respective related corporations) to any person to buy or sell any investments.

CGS-CIMB and/or VNDIRECT Securities Corporation and/or their respective affiliates and related corporations (including CGIFHL, CIMBG and their respective related corporations), their respective directors, associates, connected parties and/or employees may own or have positions in securities of the company(ies) covered in this research report or any securities related thereto and may from time to time add to or dispose of, or may be materially interested in, any such securities. Further, CGS-CIMB and/or VNDIRECT Securities Corporation, and/or their respective affiliates and their respective related corporations (including CGIFHL, CIMBG and their respective related corporations) do and seek to do business with the company(ies) covered in this research report and may from time to time act as market maker or have assumed an underwriting commitment in securities of such company(ies), may sell them to or buy them from customers on a principal basis and may also perform or seek to perform significant investment banking, advisory, underwriting or placement services for or relating to such company(ies) as well as solicit such investment, advisory or other services from any entity mentioned in this report.

CGS-CIMB and/or VNDIRECT Securities Corporation and/or their respective affiliates (including CGIFHL, CIMBG and their respective related corporations) may enter into an agreement with the company(ies) covered in this report relating to the production of research reports. CGS-CIMB and/or VNDIRECT Securities Corporation may disclose the contents of this report to the company(ies) covered by it and may have amended the contents of this report following such disclosure.

The analyst responsible for the production of this report hereby certifies that the views expressed herein accurately and exclusively reflect his or her personal views and opinions about any and all of the issuers or securities analysed in this report and were prepared independently and autonomously. No part of the compensation of the analyst(s) was, is, or will be directly or indirectly related to the inclusion of specific recommendations(s) or view(s) in this report. The analyst(s) who prepared this research report is prohibited from receiving any compensation, incentive or bonus based on specific investment banking transactions or for providing a specific recommendation for, or view of, a particular company. Information barriers and other arrangements may be established where necessary to prevent conflicts of interests arising. However, the analyst(s) may receive compensation that is based on his/their coverage of company(ies) in the performance of his/their duties or the performance of his/their recommendations and the research personnel involved in the preparation of this report may also participate in the solicitation of the businesses as described above. In reviewing this research report, an investor should be aware that any or all of the foregoing, among other things, may give rise to real or potential conflicts of interest. Additional information is, subject to the duties of confidentiality, available on request.

The term "VNDIRECT Securities Corporation" shall, unless the context otherwise requires, mean VNDIRECT Securities Corporation and its affiliates, subsidiaries and related companies. The term "CGS-CIMB" shall denote, where appropriate, the relevant entity distributing or disseminating the report in the particular jurisdiction referenced below, or, in every other case except as otherwise stated herein, CGS-CIMB Securities International Pte. Ltd. and its affiliates, subsidiaries and related corporations.

CGS-CIMB

Country	CGS-CIMB Entity	Regulated by
Hong Kong	CGS-CIMB Securities (Hong Kong) Limited	Securities and Futures Commission Hong Kong
India	CGS-CIMB Securities (India) Private Limited	Securities and Exchange Board of India (SEBI)
Indonesia	PT CGS-CIMB Sekuritas Indonesia	Financial Services Authority of Indonesia
Malaysia	CGS-CIMB Securities Sdn. Bhd. (formerly known as Jupiter Securities Sdn. Bhd.)	Securities Commission Malaysia
Singapore	CGS-CIMB Research Pte. Ltd.	Monetary Authority of Singapore
South Korea	CGS-CIMB Securities (Hong Kong) Limited, Korea Branch	Financial Services Commission and Financial Supervisory Service
Thailand	CGS-CIMB Securities (Thailand) Co. Ltd.	Securities and Exchange Commission Thailand

(i) As of June 30, 2020 VNDIRECT Securities Corporation has a proprietary position in the securities (which may include but not be limited to shares, warrants, call warrants and/or any other derivatives) in the following company or companies covered or recommended in this report:

(a) -

(ii) As of July 30, 2020, the analyst(s) who prepared this report, and the associate(s), has / have an interest in the securities (which may include but not be limited to shares, warrants, call warrants and/or any other derivatives) in the following company or companies covered or recommended in this report:

(a) -

This report does not purport to contain all the information that a prospective investor may require. CGS-CIMB, VNDIRECT Securities Corporation and their respective affiliates (including CGIFHL, CIMBG and their related corporations) do not make any guarantee, representation or warranty, express or implied, as to the adequacy, accuracy, completeness, reliability or fairness of any such information and opinion contained in this report. None of CGS-CIMB, VNDIRECT Securities Corporation and their respective affiliates and related persons (including CGIFHL, CIMBG and their related corporations) shall be liable in any manner whatsoever for any consequences (including but not limited to any direct, indirect or consequential losses, loss of profits and damages) of any reliance thereon or usage thereof.

This report is general in nature and has been prepared for information purposes only. It is intended for circulation amongst CGS-CIMB's and its affiliates' (including CGIFHL's, CIMBG's and their respective related corporations') clients generally and does not have regard to the specific investment objectives, financial situation and the particular needs of any specific person who may receive this report. The information and opinions in this report are not and should not be construed or considered as an offer, recommendation or solicitation to buy or sell the subject securities, related investments or other financial instruments or any derivative instrument, or any rights pertaining thereto.

Investors are advised to make their own independent evaluation of the information contained in this research report, consider their own individual investment objectives, financial situation and particular needs and consult their own professional and financial advisers as to the legal, business, financial, tax and other aspects before participating in any transaction in respect of the securities of company(ies) covered in this research report. The securities of such company(ies) may not be eligible for sale in all jurisdictions or to all categories of investors.

Restrictions on Distributions

Australia: Despite anything in this report to the contrary, this research is issued by VNDIRECT Securities Corporation and provided in Australia by CGS-CIMB Securities (Singapore) Pte. Ltd. and CGS-CIMB Securities (Hong Kong) Limited. This research is only available in Australia to persons who are "wholesale clients" (within the meaning of the Corporations Act 2001 (Cth) and is supplied solely for the use of such wholesale clients and shall not be distributed or passed on to any other person. You represent and warrant that if you are in Australia, you are a "wholesale client". This research is of a general nature only and has been prepared without taking into account the objectives, financial situation or needs of the individual recipient. CGS-CIMB Securities (Singapore) Pte. Ltd. and CGS-CIMB Securities (Hong Kong) Limited do not hold, and are not required to hold an Australian financial services license. CGS-CIMB Securities (Singapore) Pte. Ltd. and CGS-CIMB Securities (Hong Kong) Limited rely on "passporting" exemptions for entities appropriately licensed by the Monetary Authority of Singapore (under ASIC Class Order 03/1102) and the Securities and Futures Commission in Hong Kong (under ASIC Class Order 03/1103).

Canada: This research report has not been prepared in accordance with the disclosure requirements of Dealer Member Rule 3400 – Research Restrictions and Disclosure Requirements of the Investment Industry Regulatory Organization of Canada. For any research report distributed by CIBC, further disclosures related to CIBC conflicts of interest can be found at <https://researchcentral.cibcwm.com>.

China: For the purpose of this report, the People's Republic of China ("PRC") does not include the Hong Kong Special Administrative Region, the Macau Special Administrative Region or Taiwan. The distributor of this report has not been approved or licensed by the China Securities Regulatory Commission or any other relevant regulatory authority or governmental agency in the PRC. This report contains only marketing information. The distribution of this report is not an offer to buy or sell to any person within or outside PRC or a solicitation to any person within or outside of PRC to buy or sell any instruments described herein. This report is being issued outside the PRC to a limited number of institutional investors and may not be provided to any person other than the original recipient and may not be reproduced or used for any other purpose.

France: Only qualified investors within the meaning of French law shall have access to this report. This report shall not be considered as an offer to subscribe to, or used in connection with, any offer for subscription or sale or marketing or direct or indirect distribution of financial instruments and it is not intended as a solicitation for the purchase of any financial instrument.

Germany: This report is only directed at persons who are professional investors as defined in sec 31a(2) of the German Securities Trading Act (WpHG). This publication constitutes research of a non-binding nature on the market situation and the investment instruments cited here at the time of the publication of the information.

The current prices/yields in this issue are based upon closing prices from Bloomberg as of the day preceding publication. Please note that neither the German Federal Financial Supervisory Agency (BaFin), nor any other supervisory authority exercises any control over the content of this report.

Hong Kong: This report is issued and distributed in Hong Kong by CGS-CIMB Securities (Hong Kong) Limited (“CHK”) which is licensed in Hong Kong by the Securities and Futures Commission for Type 1 (dealing in securities) and Type 4 (advising on securities) activities. Any investors wishing to purchase or otherwise deal in the securities covered in this report should contact the Head of Sales at CGS-CIMB Securities (Hong Kong) Limited. The views and opinions in this research report are our own as of the date hereof and are subject to change. If the Financial Services and Markets Act of the United Kingdom or the rules of the Financial Conduct Authority apply to a recipient, our obligations owed to such recipient therein are unaffected. CHK has no obligation to update its opinion or the information in this research report.

CHK does not make a market on other securities mentioned in the report.

India:

This report is issued by VNDIRECT Securities Corporation and distributed in India by CGS-CIMB Securities (India) Private Limited (“CGS-CIMB India”). CGS-CIMB India is a subsidiary of CGS-CIMB Securities International Pte. Ltd. which in turn is a 50:50 joint venture company of CGIFHL and CIMBG. The details of the members of the group of companies of CGS-CIMB can be found at www.cgs-cimb.com, CGIFHL at www.chinastock.com.hk/en/ACG/ContactUs/index.aspx and CIMBG at www.cimb.com/en/who-we-are.html. CGS-CIMB India is registered with the National Stock Exchange of India Limited and BSE Limited as a trading and clearing member (Merchant Banking Number: INM000012037) under the Securities and Exchange Board of India (Stock Brokers and Sub-Brokers) Regulations, 1992. In accordance with the provisions of Regulation 4(g) of the Securities and Exchange Board of India (Investment Advisers) Regulations, 2013, CGS-CIMB India is not required to seek registration with the Securities and Exchange Board of India (“SEBI”) as an Investment Adviser. CGS-CIMB India is registered with SEBI (SEBI Registration Number: INZ000209135) as a Research Analyst (INH000000669) pursuant to the SEBI (Research Analysts) Regulations, 2014 (“Regulations”).

This report does not take into account the particular investment objectives, financial situations, or needs of the recipients. It is not intended for and does not deal with prohibitions on investment due to law/jurisdiction issues etc. which may exist for certain persons/entities. Recipients should rely on their own investigations and take their own professional advice before investment.

The report is not a “prospectus” as defined under Indian Law, including the Companies Act, 2013, and is not, and shall not be, approved by, or filed or registered with, any Indian regulator, including any Registrar of Companies in India, SEBI, any Indian stock exchange, or the Reserve Bank of India. No offer, or invitation to offer, or solicitation of subscription with respect to any such securities listed or proposed to be listed in India is being made, or intended to be made, to the public, or to any member or section of the public in India, through or pursuant to this report.

The research analysts, strategists or economists principally responsible for the preparation of this research report are segregated from the other activities of CGS-CIMB India and they have received compensation based upon various factors, including quality, accuracy and value of research, firm profitability or revenues, client feedback and competitive factors. Research analysts', strategists' or economists' compensation is not linked to investment banking or capital markets transactions performed or proposed to be performed by CGS-CIMB India or its affiliates.

CGS-CIMB India does not have actual / beneficial ownership of 1% or more securities of the subject company in this research report, at the end of the month immediately preceding the date of publication of this research report. However, since affiliates of CGS-CIMB India are engaged in the financial services business, they might have in their normal course of business financial interests or actual / beneficial ownership of one per cent or more in various companies including the subject company in this research report.

CGS-CIMB India or its associates, may: (a) from time to time, have long or short position in, and buy or sell the securities of the subject company in this research report; or (b) be engaged in any other transaction involving such securities and earn brokerage or other compensation or act as a market maker in the financial instruments of the subject company in this research report or act as an advisor or lender/borrower to such company or may have any other potential conflict of interests with respect to any recommendation and other related information and opinions.

CGS-CIMB India, its associates and the analyst engaged in preparation of this research report have not received any compensation for investment banking, merchant banking or brokerage services from the subject company mentioned in the research report in the past 12 months.

CGS-CIMB India, its associates and the analyst engaged in preparation of this research report have not managed or co-managed public offering of securities for the subject company mentioned in the research report in the past 12 months. The analyst from CGS-CIMB India engaged in preparation of this research report or his/her relative (a) do not have any financial interests in the subject company mentioned in this research report; (b) do not own 1% or more of the equity securities of the subject company mentioned in the research report as of the last day of the month preceding the publication of the research report; (c) do not have any material conflict of interest at the time of publication of the research report.

Indonesia: This report is issued by VNDIRECT Securities Corporation and distributed by PT CGS-CIMB Sekuritas Indonesia (“CGS-CIMB Indonesia”). The views and opinions in this research report are not our own but of VNDIRECT Securities Corporation as of the date hereof and are subject to change. CGS-CIMB Indonesia has no obligation to update the opinion or the information in this research report. This report is for private circulation only to clients of CGS-CIMB Indonesia. Neither this report nor any copy hereof may be distributed in Indonesia or to any Indonesian citizens wherever they are domiciled or to Indonesian residents except in compliance with applicable Indonesian capital market laws and regulations.

This research report is not an offer of securities in Indonesia. The securities referred to in this research report have not been registered with the Financial Services Authority (Otoritas Jasa Keuangan) pursuant to relevant capital market laws and regulations, and may not be offered or sold within the territory of the Republic of Indonesia or to Indonesian citizens through a public offering or in circumstances which constitute an offer within the meaning of the Indonesian capital market law and regulations.

Ireland: CGS-CIMB is not an investment firm authorised in the Republic of Ireland and no part of this document should be construed as CGS-CIMB acting as, or otherwise claiming or representing to be, an investment firm authorised in the Republic of Ireland.

Malaysia: This report is issued by VNDIRECT Securities Corporation and distributed in Malaysia by CGS-CIMB Securities Sdn. Bhd. (formerly known as Jupiter Securities Sdn. Bhd.) (“CGS-CIMB Malaysia”) solely for the benefit of and for the exclusive use of our clients. Recipients of this report are to contact CGS-CIMB Malaysia, at 29th Floor Menara CIMB No. 1 Jalan Stesen Sentral 2, Kuala Lumpur Sentral 50470 Kuala Lumpur, Malaysia, in respect of any matters arising from or in connection with this report. CGS-CIMB Malaysia has no obligation to update, revise or reaffirm

the opinion or the information in this research report after the date of this report.

New Zealand: In New Zealand, this report is for distribution only to persons who are wholesale clients pursuant to section 5C of the Financial Advisers Act 2008.

Singapore: This report is issued by VNDIRECT Securities Corporation and distributed by CGS-CIMB Research Pte Ltd (“CGS-CIMBR”). CGS-CIMBR is a financial adviser licensed under the Financial Advisers Act, Cap 110 (“FAA”) for advising on investment products, by issuing or promulgating research analyses or research reports, whether in electronic, print or other form. Accordingly, CGS-CIMBR is a subject to the applicable rules under the FAA unless it is able to avail itself to any prescribed exemptions.

Recipients of this report are to contact CGS-CIMB Research Pte Ltd, 50 Raffles Place, #16-02 Singapore Land Tower, Singapore in respect of any matters arising from, or in connection with this report. CGS-CIMBR has no obligation to update the opinion or the information in this research report. This publication is strictly confidential and is for private circulation only. If you have not been sent this report by CGS-CIMBR directly, you may not rely, use or disclose to anyone else this report or its contents.

If the recipient of this research report is not an accredited investor, expert investor or institutional investor, CGS-CIMBR accepts legal responsibility for the contents of the report without any disclaimer limiting or otherwise curtailing such legal responsibility. If the recipient is an accredited investor, expert investor or institutional investor, the recipient is deemed to acknowledge that CGS-CIMBR is exempt from certain requirements under the FAA and its attendant regulations, and as such, is exempt from complying with the following:

- (a) Section 25 of the FAA (obligation to disclose product information);
- (b) Section 27 (duty not to make recommendation with respect to any investment product without having a reasonable basis where you may be reasonably expected to rely on the recommendation) of the FAA;
- (c) MAS Notice on Information to Clients and Product Information Disclosure [Notice No. FAA-N03];
- (d) MAS Notice on Recommendation on Investment Products [Notice No. FAA-N16];
- (e) Section 36 (obligation on disclosure of interest in securities), and
- (f) any other laws, regulations, notices, directive, guidelines, circulars and practice notes which are relates to the above, to the extent permitted by applicable laws, as may be amended from time to time, and any other laws, regulations, notices, directive, guidelines, circulars, and practice notes as we may notify you from time to time. In addition, the recipient who is an accredited investor, expert investor or institutional investor acknowledges that a CGS-CIMBR is exempt from Section 27 of the FAA, the recipient will also not be able to file a civil claim against CGS-CIMBR for any loss or damage arising from the recipient’s reliance on any recommendation made by CGS-CIMBR which would otherwise be a right that is available to the recipient under Section 27 of the FAA, the recipient will also not be able to file a civil claim against CGS-CIMBR for any loss or damage arising from the recipient’s reliance on any recommendation made by CGS-CIMBR which would otherwise be a right that is available to the recipient under Section 27 of the FAA.

CGS-CIMBR, its affiliates and related corporations, their directors, associates, connected parties and/or employees may own or have positions in securities of the company(ies) covered in this research report or any securities related thereto and may from time to time add to or dispose of, or may be materially interested in, any such securities. Further, CGS-CIMBR, its affiliates and its related corporations do and seek to do business with the company(ies) covered in this research report and may from time to time act as market maker or have assumed an underwriting commitment in securities of such company(ies), may sell them to or buy them from customers on a principal basis and may also perform or seek to perform significant investment banking, advisory, underwriting or placement services for or relating to such company(ies) as well as solicit such investment, advisory or other services from any entity mentioned in this report.

As of July 30, 2020,, CGS-CIMBR does not have a proprietary position in the recommended securities in this report.

CGS-CIMBR does not make a market on the securities mentioned in the report.

South Korea: This report is issued by VNDIRECT Securities Corporation and distributed in South Korea by CGS-CIMB Securities (Hong Kong) Limited, Korea Branch (“CGS-CIMB Korea”) which is licensed as a cash equity broker, and regulated by the Financial Services Commission and Financial Supervisory Service of Korea. In South Korea, this report is for distribution only to professional investors under Article 9(5) of the Financial Investment Services and Capital Market Act of Korea (“FSCMA”).

Spain: This document is a research report and it is addressed to institutional investors only. The research report is of a general nature and not personalised and does not constitute investment advice so, as the case may be, the recipient must seek proper advice before adopting any investment decision. This document does not constitute a public offering of securities.

CGS-CIMB is not registered with the Spanish Comision Nacional del Mercado de Valores to provide investment services.

Sweden: This report contains only marketing information and has not been approved by the Swedish Financial Supervisory Authority. The distribution of this report is not an offer to sell to any person in Sweden or a solicitation to any person in Sweden to buy any instruments described herein and may not be forwarded to the public in Sweden.

Switzerland: This report has not been prepared in accordance with the recognized self-regulatory minimal standards for research reports of banks issued by the Swiss Bankers’ Association (Directives on the Independence of Financial Research).

Thailand: This report is issued by VNDIRECT Securities Corporation and distributed by CGS-CIMB Securities (Thailand) Co. Ltd. (“CGS-CIMB Thailand”) based upon sources believed to be reliable (but their accuracy, completeness or correctness is not guaranteed). The statements or expressions of opinion herein were arrived at after due and careful consideration for use as information for investment. Such opinions are subject to change without notice and CGS-CIMB Thailand has no obligation to update the opinion or the information in this research report.

CGS-CIMB Thailand may act or acts as Market Maker, and issuer and offerer of Derivative Warrants and Structured Note which may have the following securities as its underlying securities. Investors should carefully read and study the details of the derivative warrants in the prospectus before making investment decisions.

AAV, ADVANC, AEONTS, AMATA, AOT, AWC, BANPU, BBL, BCH, BCP, BCPG, BDMS, BEC, BEM, BGC, BGRIM, BH, BJC, BPP, BTS, CBG, CENTEL, CHG, CK, CKP, COM7, CPALL, CPF, CPN, DELTA, DTAC, EA, EGCO, EPG, ERW, ESSO, GFPT, GLOBAL, GPSC, GULF, GUNKUL, HANA, HMPRO, INTUCH, IRPC, IVL, JAS, JMT, KBANK, KCE, KKP, KTB, KTC, LH, MAJOR, MBK, MEGA, MINT, MTC, ORI, OSP, PLANB, PRM, PSH, PSL, PTG, PTT, PTTEP, PTTGC, QH, RATCH, RS, SAWAD, SCB, SCC, SGP, SPALI, SPRC, STA, STEC, STPI, SUPER, TASCO, TCAP,

THAI, THANI, THG, TISCO, TKN, TMB, TOA, TOP, TPIPP, TQM, TRUE, TTW, TU, VGI, WHA, BEAUTY, JMART, LPN, SISB, WORK.

Corporate Governance Report:

The disclosure of the survey result of the Thai Institute of Directors Association (“IOD”) regarding corporate governance is made pursuant to the policy of the Office of the Securities and Exchange Commission. The survey of the IOD is based on the information of a company listed on the Stock Exchange of Thailand and the Market for Alternative Investment disclosed to the public and able to be accessed by a general public investor. The result, therefore, is from the perspective of a third party. It is not an evaluation of operation and is not based on inside information.

The survey result is as of the date appearing in the Corporate Governance Report of Thai Listed Companies. As a result, the survey result may be changed after that date. CGS-CIMB Thailand does not confirm nor certify the accuracy of such survey result.

Score Range:	90 - 100	80 – 89	70 - 79	Below 70 or	No Survey Result
Description:	Excellent	Very Good	Good	N/A	

United Arab Emirates: The distributor of this report has not been approved or licensed by the UAE Central Bank or any other relevant licensing authorities or governmental agencies in the United Arab Emirates. This report is strictly private and confidential and has not been reviewed by, deposited or registered with UAE Central Bank or any other licensing authority or governmental agencies in the United Arab Emirates. This report is being issued outside the United Arab Emirates to a limited number of institutional investors and must not be provided to any person other than the original recipient and may not be reproduced or used for any other purpose. Further, the information contained in this report is not intended to lead to the sale of investments under any subscription agreement or the conclusion of any other contract of whatsoever nature within the territory of the United Arab Emirates.

United Kingdom and European Economic Area (EEA): In the United Kingdom and European Economic Area, this material is also being distributed by CGS-CIMB Securities (UK) Limited (“CGS-CIMB UK”). CGS-CIMB UK is authorized and regulated by the Financial Conduct Authority and its registered office is at 27 Knightsbridge, London, SW1X7YB. The material distributed by CGS-CIMB UK has been prepared in accordance with CGS-CIMB’s policies for managing conflicts of interest arising as a result of publication and distribution of this material. This material is for distribution only to, and is solely directed at, selected persons on the basis that those persons: (a) are eligible counterparties and professional clients of CGS-CIMB UK; (b) have professional experience in matters relating to investments falling within Article 19(5) of the Financial Services and Markets Act 2000 (Financial Promotion) Order 2005 (as amended, the “Order”), (c) fall within Article 49(2)(a) to (d) (“high net worth companies, unincorporated associations etc”) of the Order; (d) are outside the United Kingdom subject to relevant regulation in each jurisdiction, material(all such persons together being referred to as “relevant persons”). This material is directed only at relevant persons and must not be acted on or relied on by persons who are not relevant persons. Any investment or investment activity to which this material relates is available only to relevant persons and will be engaged in only with relevant persons.

This material is categorised as non-independent for the purposes of CGS-CIMB UK and therefore does not provide an impartial or objective assessment of the subject matter and does not constitute independent research. Consequently, this material has not been prepared in accordance with legal requirements designed to promote the independence of research and will not be subject to any prohibition on dealing ahead of the dissemination of research. Therefore, this material is considered a marketing communication.

United States: This research report is issued by VNDIRECT Securities Corporation and distributed in the United States of America by CGS-CIMB Securities (USA) Inc, a U.S. registered broker-dealer and an affiliate of CGS-CIMB Securities Sdn. Bhd. (formerly known as Jupiter Securities Sdn. Bhd.), CGS-CIMB Research Pte Ltd, PT CGS-CIMB Sekuritas Indonesia, CGS-CIMB Securities (Thailand) Co. Ltd, CGS-CIMB Securities (Hong Kong) Limited and CGS-CIMB Securities (India) Private Limited, and is distributed solely to persons who qualify as “U.S. Institutional Investors” as defined in Rule 15a-6 under the Securities and Exchange Act of 1934. This communication is only for Institutional Investors whose ordinary business activities involve investing in shares, bonds, and associated securities and/or derivative securities and who have professional experience in such investments. Any person who is not a U.S. Institutional Investor or Major Institutional Investor must not rely on this communication. The delivery of this research report to any person in the United States of America is not a recommendation to effect any transactions in the securities discussed herein, or an endorsement of any opinion expressed herein. CGS-CIMB Securities (USA) Inc, is a FINRA/SIPC member and takes responsibility for the content of this report. For further information or to place an order in any of the above-mentioned securities please contact a registered representative of CGS-CIMB Securities (USA) Inc.

CGS-CIMB Securities (USA) Inc. does not make a market on other securities mentioned in the report.

CGS-CIMB Securities (USA) Inc. has not managed or co-managed a public offering of any of the securities mentioned in the past 12 months.

CGS-CIMB Securities (USA) Inc. has not received compensation for investment banking services from any of the company mentioned in the past 12 months.

CGS-CIMB Securities (USA) Inc. neither expects to receive nor intends to seek compensation for investment banking services from any of the company mentioned within the next 3 months.

United States Third-Party Disclaimer: If this report is distributed in the United States of America by Raymond James & Associates, Inc (“RJA”), this report is third-party research prepared for and distributed in the United States of America by RJA pursuant to an arrangement between RJA and CGS-CIMB Securities International Pte. Ltd. (“CGS-CIMB”). CGS-CIMB is not an affiliate of RJA. This report is distributed solely to persons who qualify as “U.S. Institutional Investors” or as “Major U.S. Institutional Investors” as defined in Rule 15a-6 under the Securities and Exchange Act of 1934, as amended. This communication is only for U.S. Institutional Investors or Major U.S. Institutional Investor whose ordinary business activities involve investing in shares, bonds, and associated securities and/or derivative securities and who have professional experience in such investments. Any person who is not a U.S. Institutional Investor or Major U.S. Institutional Investor must not rely on this communication. The delivery of this report to any person in the U.S. is not a recommendation to effect any transactions in the securities discussed herein, or an endorsement of any opinion expressed herein. If you are receiving this report in the U.S from RJA, a FINRA/SIPC member, it takes responsibility for the content of this report. For further information or to place an order in any of the above-mentioned securities please contact a registered representative of CGS-CIMB Securities (USA) Inc. or RJA. <https://raymondjames.com/InternationalEquityDisclosures>

Other jurisdictions: In any other jurisdictions, except if otherwise restricted by laws or regulations, this report is only for distribution to professional,

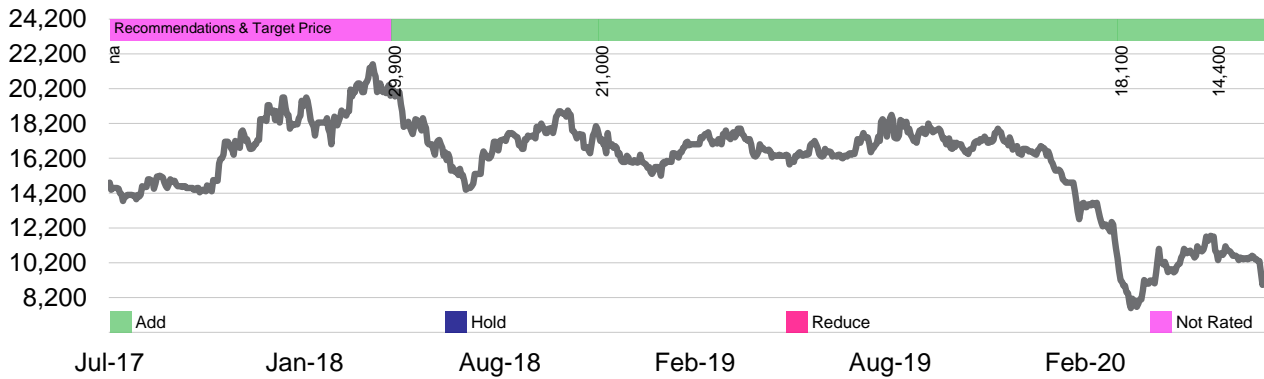
institutional or sophisticated investors as defined in the laws and regulations of such jurisdictions.

Distribution of stock ratings and investment banking clients for quarter ended on 30 June 2020		
800 companies under coverage for quarter ended on 30 June 2020		
	Rating Distribution (%)	Investment Banking clients (%)
Add	60.1%	0.4%
Hold	25.9%	0.1%
Reduce	14.0%	0.3%

Spitzer Chart for stock being researched (2 year data)

PetroVietnam Transportation Corp (PVT VN)

— Price Close



Corporate Governance Report of Thai Listed Companies (CGR). CG Rating by the Thai Institute of Directors Association (Thai IOD) in 2019, Anti-Corruption 2019

ADVANC – Excellent, Certified, **AEONTS** – Good, n/a, **AH** – Very Good, n/a, **AMATA** – Excellent, Declared, **ANAN** – Excellent, Declared, **AOT** – Excellent, n/a, **AP** – Excellent, Certified, **ASP** – Very Good, Certified, **BAM** – not available, n/a, **BANPU** – Excellent, Certified, **BAY** – Excellent, Certified, **BBL** – Very Good, Certified, **BCH** – Good, Certified, **BGP** – Excellent, Certified, **BPCG** – Excellent, Certified, **BDMS** – Very Good, n/a, **BEAUTY** – Good, n/a, **BEC** – Very Good, n/a, **BGRIM** – Very Good, Declared, **BH** – Good, n/a, **BJC** – Very Good, n/a, **BJCHI** – Very Good, Certified, **BLA** – Very Good, Certified, **BPP** – Very Good, Declared, **BR** – Good, n/a, **BTS** – Excellent, Certified, **CBG** – Very Good, n/a, **CCET** – Good, n/a, **CENDEL** – Very Good, Certified, **CHAYO** – Good, n/a, **CHG** – Very Good, Declared, **CK** – Excellent, n/a, **COL** – Excellent, Declared, **CPALL** – Excellent, Certified, **CPF** – Excellent, Certified, **CPN** – Excellent, Certified, **CPNREIT** – not available, n/a, **CRC** – not available, n/a, **DELTA** – Excellent, Declared, **DEMCO** – Excellent, Certified, **DDD** – Very Good, n/a, **DIF** – not available, n/a, **DREIT** – not available, n/a, **DTAC** – Excellent, Certified, **EA** – Excellent, n/a, **ECL** – Very Good, Certified, **EGCO** – Excellent, Certified, **EPG** – Very Good, n/a, **ERW** – Very Good, n/a, **GFPT** – Excellent, Certified, **GGC** – Excellent, Certified, **GLOBAL** – Very Good, n/a, **GLOW** – Very Good, Certified, **GPSC** – Excellent, Certified, **GULF** – Very Good, n/a, **GUNKUL** – Excellent, Certified, **HANA** – Excellent, Certified, **HMPRO** – Excellent, Certified, **HUMAN** – Good, n/a, **ICHI** – Excellent, Declared, **III** – Excellent, n/a, **INTUCH** – Excellent, Certified, **IRPC** – Excellent, Certified, **ITD** – Very Good, n/a, **IVL** – Excellent, Certified, **JASIF** – not available, n/a, **BJC** – Very Good, n/a, **JMT** – Very Good, n/a, **KBANK** – Excellent, Certified, **KCE** – Excellent, Certified, **KKP** – Excellent, Certified, **KSL** – Excellent, Certified, **KTB** – Excellent, Certified, **KTC** – Excellent, Certified, **LH** – Excellent, n/a, **LPN** – Excellent, Certified, **M** – Very Good, Certified, **MACO** – Very Good, n/a, **MAJOR** – Very Good, n/a, **MAKRO** – Excellent, Certified, **MALEE** – Excellent, Certified, **MC** – Excellent, Certified, **MCOT** – Excellent, Certified, **MEGA** – Very Good, n/a, **MINT** – Excellent, Certified, **MK** – Very Good, n/a, **MTC** – Excellent, n/a, **NETBAY** – Very Good, n/a, **OSP** – Very Good, n/a, **PLANB** – Excellent, Certified, **PLAT** – Very Good, Certified, **PR9** – Excellent, n/a, **PSH** – Excellent, Certified, **PSTC** – Very Good, Certified, **PTT** – Excellent, Certified, **PTTEP** – Excellent, Certified, **PTTGC** – Excellent, Certified, **QH** – Excellent, Certified, **RATCH** – Excellent, Certified, **ROBINS** – Excellent, Certified, **RS** – Excellent, n/a, **RSP** – not available, n/a, **S** – Excellent, n/a, **SAPPE** – Very Good, Declared, **SAT** – Excellent, Certified, **SAWAD** – Very Good, n/a, **SC** – Excellent, Certified, **SCB** – Excellent, Certified, **SCC** – Excellent, Certified, **SCN** – Excellent, Certified, **SF** – Good, n/a, **SHR** – not available, n/a, **SIRI** – Very Good, Certified, **SPA** – Good, n/a, **SPALI** – Excellent, n/a, **SPRC** – Excellent, Certified, **STA** – Very Good, Certified, **STEC** – Excellent, n/a, **SVI** – Excellent, Certified, **SYNEX** – Excellent, Certified, **TASCO** – Excellent, Certified, **TCAP** – Excellent, Certified, **THANI** – Excellent, Certified, **TIPCO** – Very Good, Certified, **TISCO** – Excellent, Certified, **TKN** – Very Good, n/a, **TMB** – Excellent, Certified, **TNR** – Very Good, Certified, **TOP** – Excellent, Certified, **TPCH** – Good, n/a, **TPIPP** – Good, n/a, **TRUE** – Excellent, Certified, **TU** – Excellent, Certified, **TVO** – Excellent, Declared, **UNIQ** – not available, n/a, **VGI** – Excellent, Certified, **WHA** – Excellent, Certified, **WHART** – not available, n/a, **WICE** – Excellent, Certified, **WORK** – Good, n/a.

1 CG Score 2019 from Thai Institute of Directors Association (IOD)

2 AGM Level 2018 from Thai Investors Association

3 Companies participating in Thailand's Private Sector Collective Action Coalition Against Corruption programme (Thai CAC) under Thai Institute of Directors (as of November 30, 2018) are categorised into:

companies that have declared their intention to join CAC, and companies certified by CAC.

4 The Stock Exchange of Thailand : the record of listed companies with corporate sustainable development "Thai sustainability Investment 2018" included:

SET and mai listed companies passed the assessment conducted by the Stock Exchange of Thailand: THSI (SET) and THSI (mai)

SET listed companies passed the assessment conducted by the Dow Jones Sustainability Indices (DJSI) .

RECOMMENDATION FRAMEWORK

Stock Ratings

Definition:

Add	The stock's total return is expected to reach 15% or higher over the next 12 months.
Hold	The stock's total return is expected to be between negative 10% and positive 15% over the next 12 months.
Reduce	The stock's total return is expected to fall below negative 10% over the next 12 months.

The total expected return of a stock is defined as the sum of the:(i) percentage difference between the target price and the current price and (ii) the forward net dividend yields of the stock. Stock price targets have an investment horizon of 12 months.

Sector Ratings

Definition:

Overweight	An Overweight rating means stocks in the sector have, on a market cap-weighted basis, a positive absolute recommendation.
Neutral	A Neutral rating means stocks in the sector have, on a market cap-weighted basis, a neutral absolute recommendation.
Underweight	An Underweight rating means stocks in the sector have, on a market cap-weighted basis, a negative absolute recommendation.

Country Ratings

Definition:

Overweight	An Overweight rating means investors should be positioned with an above-market weight in this country relative to benchmark.
Neutral	A Neutral rating means investors should be positioned with a neutral weight in this country relative to benchmark.
Underweight	An Underweight rating means investors should be positioned with a below-market weight in this country relative to benchmark.

Hien Tran Khanh – Deputy Head of Research

Email: hien.trankhanh@vndirect.com.vn

Mai PHAM – Senior Analyst

Email: mai.phamle@vndirect.com.vn

VNDIRECT Securities Corporation

1 Nguyen Thuong Hien Str – Hai Ba Trung Dist – Ha Noi | Tel: +84 2439724568

Email: research@vndirect.com.vn | Website: <https://vndirect.com.vn>